









## 4 activities a day

Ideas for things to do at home  
with your child.

*Choose 4 activities you would like  
to do at home with your child each  
day.*

### Year 1- Spyder

<p><u>Phonics activity</u></p> <p>Look for words with the <b>ay</b> sound in. Look in books or magazines around your house. Make a list. Can you think of anymore to add?</p>	<p>Read <b>Spyder</b> by Matt Carr</p> <p>All this week's activities are based loosely around this story. <a href="https://www.youtube.com/watch?v=ppCc2Nu5q7g">https://www.youtube.com/watch?v=ppCc2Nu5q7g</a></p>	<p>Cut out some spider shapes (or use raisins). Can you put them in groups of 2 and count how many you have? Count in 2s. Now try putting them into groups of 10 and count in 10s. What about groups of 5 and counting in 5s?</p>	<p>Use sticks and string to make a spiders web.</p>  <p><a href="https://mothenatured.com/nature-crafts/stick-spider-web/?utm_medium=social&amp;utm_source=pinterest&amp;utm_campaign=tailwind_tribes&amp;utm_content=tribes&amp;utm_term=461115538_14950988_191030">https://mothenatured.com/nature-crafts/stick-spider-web/?utm_medium=social&amp;utm_source=pinterest&amp;utm_campaign=tailwind_tribes&amp;utm_content=tribes&amp;utm_term=461115538_14950988_191030</a></p>	<p>Spy's need a good memory. Play a memory game such as pairs. You could play this on the computer or tablet or make your own. How about using all of Spyder's items in her kit bag!</p> 
<p><u>Phonics activity</u></p> <p>Make a word web for these tricky words. <b>her, she, into, of, with</b></p>  <p>Use each word in a sentence.</p>	<p>Write a spy kit list for Spyder. What does she need to be a spy? There are some ideas in the book but see if you can think of anymore.</p> <p>Challenge: write a sentence for each item to say how she might use it.</p>	<p>Spyder's friend Ladybird likes to double numbers. All the ladybirds have the same number of spots on each side of their body. Draw some ladybirds and then their spots.</p> <p>Ladybird doubles. <a href="https://www.twinkl.co.uk/resource/t-n-207-ladybird-doubles">https://www.twinkl.co.uk/resource/t-n-207-ladybird-doubles</a></p> 	<p>Put some minibeasts – paper or plastic – under the spider web you made above. Use your fingers or tweezers to rescue them.</p>  <p>Be quick you don't want to get caught by the spider, but be careful not to break the web</p>	<p>Make a bug hotel.</p> <p><a href="https://www.redtedart.com/simple-bug-hotel-for-kids/">https://www.redtedart.com/simple-bug-hotel-for-kids/</a></p> 
<p><u>Phonics activity</u></p> <p>How many words can you think of that have the <b>ar</b> sound in? Here's 2 to start you off.</p>	<p>Make a fact file about a new criminal minibeast – like the fly one in the story.</p>	<p>Draw a spider's web. Now draw 2 spiders on it. Write the multiplication fact <math>1 \times 2 = 2</math></p>	<p>Find out about the lifecycle of a spider. Make a diagram to show the lifecycle.</p>	<p>Go on a minibeast hunt. How many spiders can you find?</p>





## 4 activities a day

Ideas for things to do at home  
with your child.

*Choose 4 activities you would like  
to do at home with your child each  
day.*

### Year 1- Spyder

<p><b>car, start</b> How many will you get on your list? Can you write a sentence using 2 of your words?</p>		<p>Now draw 2 spiders webs with 2 spiders on each. What is the multiplication fact? Can you keep going until you get to 10x2?</p>	<p>You might find this useful. <a href="https://www.twinkl.co.uk/resource/t-t-5253-spider-life-cycle-worksheets">https://www.twinkl.co.uk/resource/t-t-5253-spider-life-cycle-worksheets</a></p>	<p>What other minibeasts did you find? Draw them.</p>
<p><u>Phonics activity</u> Make some cards with the tricky words <b>what, so, do, you, my</b> Make 2 for each word. Then play a memory matching game.</p>	<p>Write a What am I? poem. Write clues to describe a minibeast. Can someone in your house guess which minibeast you have chosen? Draw a picture as the answer.</p>	<p>Repeat the above activity but this time there are 5 spiders on each web. So the first one will be <math>1 \times 5 = 5</math> Can you get all the way to 10x5? What about if there are 10 spiders on each web? This would be the 10 times table (<math>1 \times 10 = 10</math>).</p>	<p>Write an invisible message. Follow these instructions on how to make invisible ink - <a href="https://www.ehow.com/how_8416143_make-invisible-ink-heat.html">https://www.ehow.com/how_8416143_make-invisible-ink-heat.html</a> Write someone in your house an invisible message.</p>	<p>Make a cake like the one in the story. Or just make something nice to eat. Would Bluebottle want to eat it? Remember he likes sweet treats!</p>
<p><u>Phonics activity</u> <b>ng</b> write the words <b>rang, bang, ring, sing, strong, wrong, rung, sung</b> onto pieces of paper. Hide them around the house and then go on a word hunt. <i>Challenge: do they all make new words if you add <b>ed, ing</b> or <b>er</b> to the end. Make a list for each ending or real words and nonsense words.</i></p>	<p>Write some spider facts. Or find out about another minibeast and write facts about them.</p>		<p><b>Nature Art Insects</b></p>  <p>Go outside and collect some sticks and leaves. Turn them into an insect or spider.</p>	<p>Spy's often wear a disguise. Make yourself a disguise.  Use items you have at home or make a disguise using paper and pens. You could give yourself a moustache or some glasses. Take a photo to show how different you look.</p>