


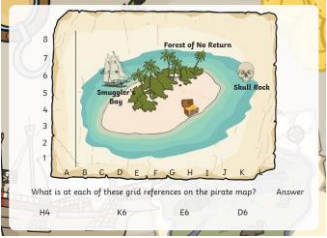

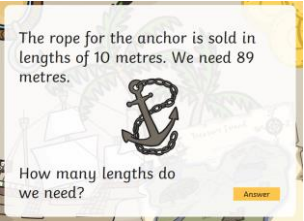



Y2 – Pirates Love Underpants

4 activities a day

Ideas for things to do at home with your child.

Choose 4 activities you would like to do at home with your child each day.

<p>Read Pirates Love Underpants (All this week's activities are loosely based around it) https://www.youtube.com/watch?v=Vd8_Y1bEzA8</p> 	<p><u>Maths Challenge</u></p> <p>Make a 10x10 grid. Add the numbers 0-10 along the vertical axis and up the A-J along the horizontal axis. Now draw a treasure map. Add items on the map in different squares. Can your family write the co-ordinates for each item on your map?</p> 	<p>Draw a picture of your favourite part of Pirates Love Underpants. Can you write a recount of the story in your own words?</p>	<p><u>Maths Challenge</u></p> 	<p>Write a menu for the pirates to eat. Be creative in what they will they have; wooden leg of lamb, eye patch eggs etc.</p>
<p>Draw a picture of a pirate wearing his/her favourite pair of underpants. Can you write some words to describe him/her. Write a story about where the pirate goes and what they do.</p>	<p>Visit Purple Mash. Type "pirates" in the search bar. There are lots of different things to do on here. Have a go at one or two of the activities.</p>	<p>Find a stick. Make a mast and find something to make a sail. Can you find something to use as a ship? (A box, washing basket, some blankets). Pretend you are a pirate and sail away. Where would you go? Find a place on a map (use Google if you don't have a map). How long do you think it would take you to get there?</p>	<p>Find something (teddy or a jewel) to hide in your garden (or house). Make a treasure map to see if someone can use it to find your treasure. Remember to use X to mark the spot.</p>	<p>Use a recycled box (or other recycled materials). Can you make your own 'pants of gold'? What colour will you colour/paint it?</p>
<p><u>Maths Challenge</u></p> 	<p>Research sea shanties. Make a new pirate song for them to sing. Perform it to someone in your family.</p>		<p>Find some items that float and some that sink. Sort them. Make a boat that floats? Use recycled objects around the house. Can you see how many little figures (Lego) it can hold before sinking?</p>	<p><u>Maths Challenge</u></p> 





Y2 – Pirates Love Underpants

4 activities a day

Ideas for things to do at home with your child.

Choose 4 activities you would like to do at home with your child each day.

<p>Pirates are not always nice to each other. These pirates stole from each other. Can you tell a grown up how to be kind? How would you treat a friend? Draw a picture of you and one of your friends being kind to each other.</p>	<p>Pirates sometimes sent messages to each other in a bottle.</p> <p>Write a message to a friend or family member, put it in a bottle (old water bottle) and go for a walk to put it on their door step.</p>	<p><u>Maths Challenge</u></p> <p>Help to crack the pirate code!</p> <p>46, 40, 34</p> <p>What number comes next?</p> <p>Talk to your partner.</p> <p>Answer</p>	<p>Research about Pirates. Write down as many interesting facts as you can find. What do they wear? Where do they live? What do they eat?</p>	<p>Make a pirate patch and a cutlass out of paper or recycled cardboard. Pick your favourite part of <i>Pirates Love Underpants</i> and act it out. Can your family tell which part it is?</p>																								
<p>Make an underpants bunting! Design different styles and then hang them up on some string.</p> 	<p>Go to https://www.phonicsplay.co.uk/resources/pase/2/buried-treasure on a tablet, phone or computer. Play buried treasure. You could practise any of the letter sounds that you aren't sure of.</p>	<p>Visit Espresso. Type “design a pirate” in the search bar. Have a go at designing your own character and improving your drag and drop mouse skills. You can resize things too and even add sounds!</p> 	<p><u>Maths Challenge</u></p> <p>Treasure</p> <table><thead><tr><th></th><th>Silver</th><th>Gold</th></tr></thead><tbody><tr><td>Monday</td><td>5</td><td>16</td></tr><tr><td>Tuesday</td><td>3</td><td>17</td></tr><tr><td>Wednesday</td><td>4</td><td>9</td></tr><tr><td>Thursday</td><td>15</td><td>5</td></tr><tr><td>Friday</td><td>13</td><td>14</td></tr><tr><td>Saturday</td><td>2</td><td>6</td></tr><tr><td>Sunday</td><td>0</td><td>5</td></tr></tbody></table> <p>On Tuesday, how many coins were found?</p> <p>Answer</p> <p>On which two days did the pirates find the same amount of coins?</p> <p>Answer</p>		Silver	Gold	Monday	5	16	Tuesday	3	17	Wednesday	4	9	Thursday	15	5	Friday	13	14	Saturday	2	6	Sunday	0	5	<p>Can you make a treasure chest out of recycled materials? Write numbers 1-20 on cards and put them in your chest. Have a family member pull one out and see how quickly you can say what number goes with it to make number bonds to 20. Extend to number bonds to 100 if this is too easy.</p>
	Silver	Gold																										
Monday	5	16																										
Tuesday	3	17																										
Wednesday	4	9																										
Thursday	15	5																										
Friday	13	14																										
Saturday	2	6																										
Sunday	0	5																										